

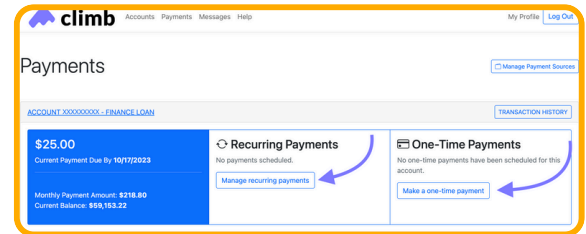
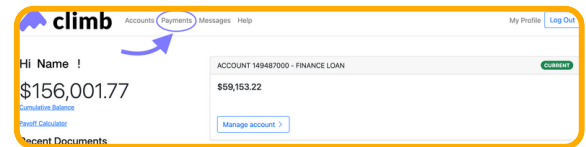






How to Make Payments on Your Climb Loan

Like with many lenders, payments and billing on Climb Loans are managed by a loan servicer — in this case, Launch. What does this mean for your monthly payments? Below, we have details on how to make Climb Loan payments through Launch.

Once [logged in to your Launch account](#), you can access the payments section by clicking “**Payments**” in the top left navigation.

Here, you can view your current dues and transaction history, make a one-time payment, set up and manage recurring payments, and manage your payment methods:



-  Make a payment with a **checking or savings account or debit card** (no credit cards are allowed)
-  Set up **recurring payments** online so that your payments are made automatically using a checking or saving account (connecting your account will also give you a 0.25% interest rate reduction*)
-  Use bill pay through your bank's **online bill pay service** (make sure they don't charge a fee)
-  Payments can also be sent via mail to **Climb Credit PO BOX 679220, Dallas, TX 75267-9220** or made by calling **833-353-0594**

*The 0.25% auto-pay interest rate reduction applies as long as a valid bank account is designated for required monthly payments. This discount only applies to interest-bearing products, not 0% APR financing products.

Schools do not endorse loans originated by Climb Investco, LLC, and Climb Investco, LLC is not affiliated with any school. Climb Investco, LLC is the loan distributor, not the school.

Loan approval subject to full underwriting. Loans are originated by Climb Investco, LLC (Registered as Climb Credit Investco, LLC in Florida). California Finance Lender #60DBO-44527. NMLS Consumer Access (NMLS# 1240013).